

---

# GNAHRGIS: APPLICATION UPDATE: HISTORIC RESOURCE REPORTS/EXPORT CAPABILITY

---

## Summary

The GNAHRGIS enhancement to afford exports of public Historic Resource data are now available on the GNAHRGIS “public map” platform as of June 29, 2015. The exports are implemented via a report window. The following document describes the typical use and results of this new capability.

## Table of Contents

How to use the Historic Resource Export widget in GNAHRGIS: ..... 1

## How to use the Historic Resource Export widget in GNAHRGIS:

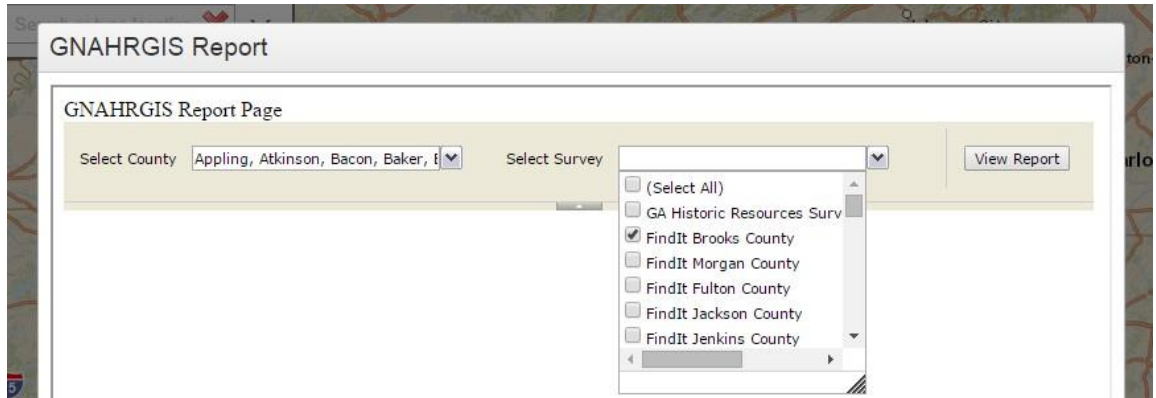
- The Historic Resource Export widget is available in GNAHRGIS public at the following location: <https://www.gnahrgis.org/>
- The Historic Resource Export widget is available through a “report icon” on the public map main menu:

Figure 1: Public map main menu with export widget icon circled:



- Click on the Historic Resource export widget icon to launch the Report window

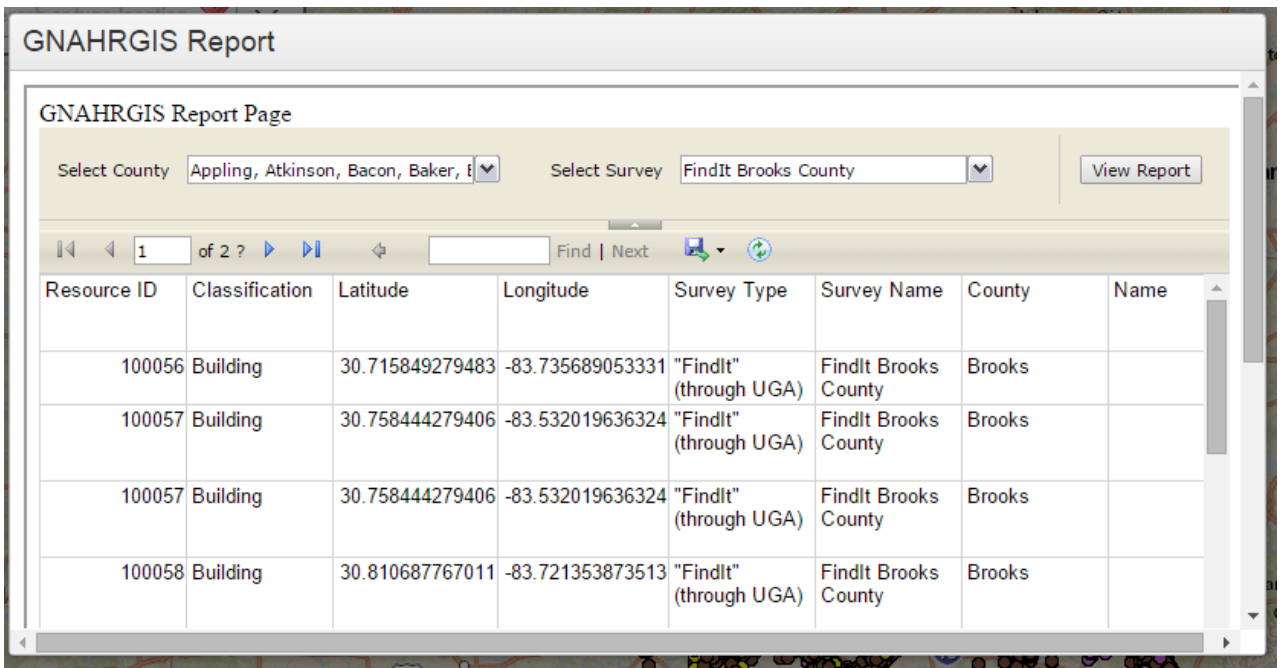
Figure 2: GNAHRGIS Report window



Choose options from the “Select County” or “Select Survey” lists. Note several surveys are county based, so if you should choose “All Counties” and “FindIt Brooks County” as shown, then you will note the results will only show resources in Brooks County, GA.

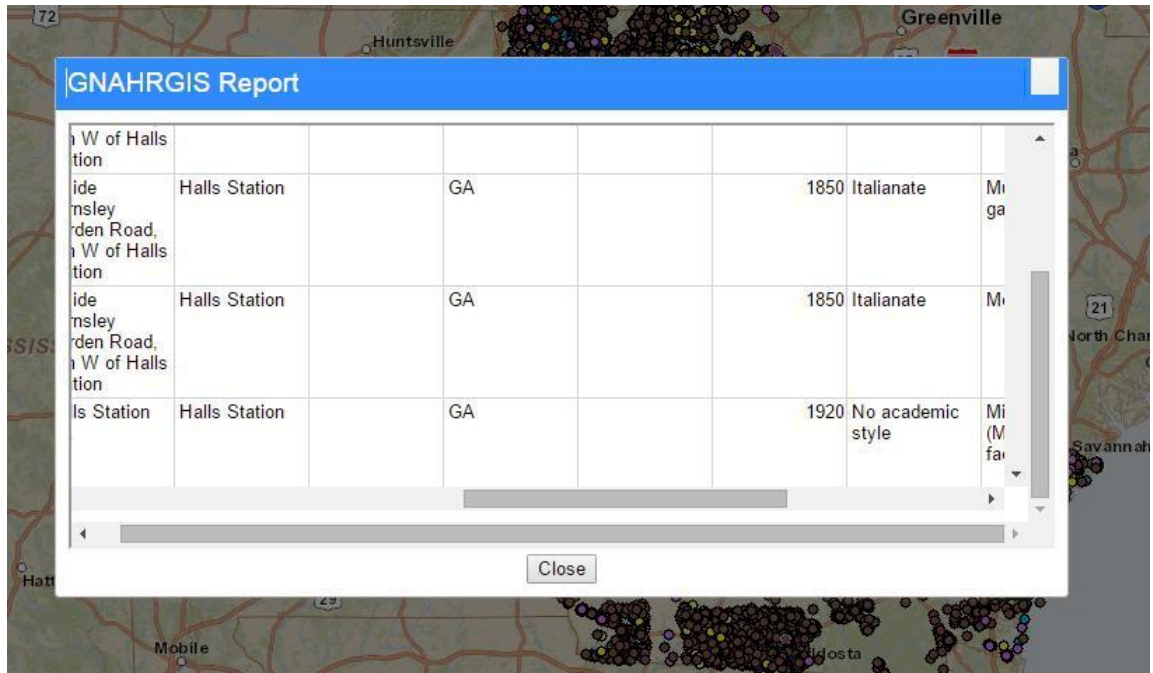
- The results will show in a report control window with menu options and data for the following attributes: Resource ID, Classification, Latitude, Longitude, Survey Type, Survey Name, County, Name, Address, City, Zip, State, Owner Name, and Date of Construction, National Register Eligibility, Current Use, Original Use, Architectural Style.

Figure 3. GNAHRGIS Report results window.



- In order to view all fields, the scrollbars must be used for the report window as well as the report results window.

Figure 4. Report window and report results dual scroll bars:

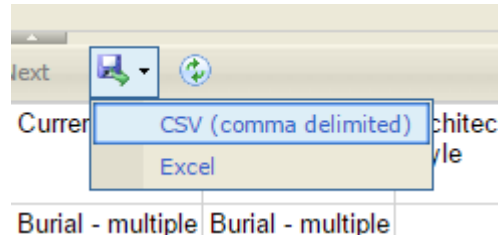


- The Report results menu has options to export in several formats.

Figure 5. Report results menu export options:

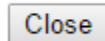
- The report menu contains pagination for scrolling through the results:

Figure 6. Scrolling on the Report Results window:



- You may dismiss the Report Results window control with the “Close” button

Figure 7. Report Results Control Close button at the bottom of the window:



- You should observe that subsequent requests for the report/export option in the same session (not closing the browser window) are much faster than the initial request for a report.